



Report on Student Outcomes and School Climate Primary Students Survey (4153) East Hamilton Hill Primary School Highlights

Your version of the **Tell Them From Me** student survey measures 19 indicators based on the most recent research on school and classroom effectiveness. This report provides highlights based on data from 44 students in this school that participated in the survey between 23 Jun. 2016 and 23 Jun. 2016. The number of students by Year Level is:

Year 4: 18

Year 5: 10

Year 6: 16

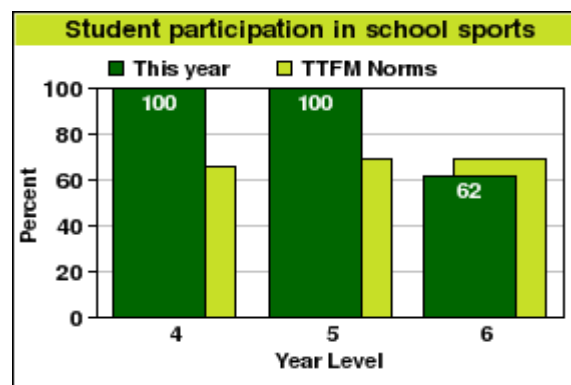
The bar charts show the results by Year Level for any Years with at least 5 students. These are compared with TTFM norms, which are based on the results for all students using the TTFM survey in 2013 at the Year Levels found in this school. For details on the survey see www.thelearningbar.com.

Social-Emotional Outcomes

Student participation in school sports

Students play sports with an instructor at school, other than in a gym class.

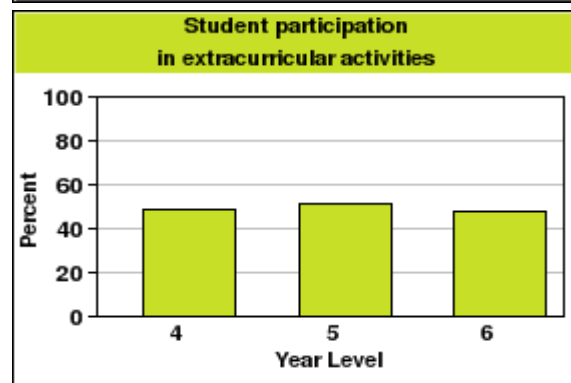
- 86% of students in this school had a high rate of Participation in Sports; the TTFM norm for these years is 68%.
- 81% of the girls and 94% of the boys in this school had a high rate of Participation in Sports. The TTFM norm for girls is 66% and for boys is 70%.



Student participation in extracurricular activities

Students take part in art, drama, or music groups; extracurricular school activities; or a school committee.

- 0% of students in this school had a high rate of Participation in Clubs; the TTFM norm for these years is 49%.
- 0% of the girls and 0% of the boys in this school had a high rate of Participation in Clubs. The TTFM norm for girls is 57% and for boys is 42%.





Report on Student Outcomes and School Climate

Primary Students Survey (4153)

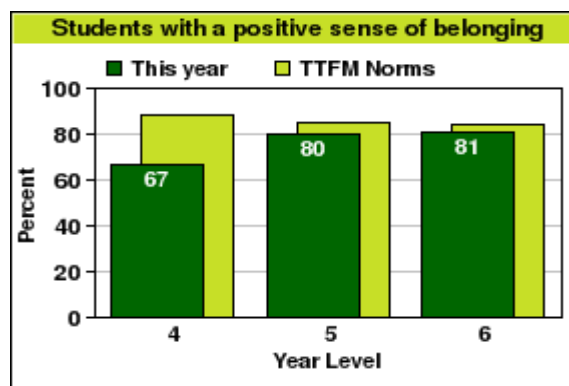
East Hamilton Hill Primary School Highlights

Social-Emotional Outcomes

Students with a positive sense of belonging

Students feel accepted and valued by their peers and by others at their school.

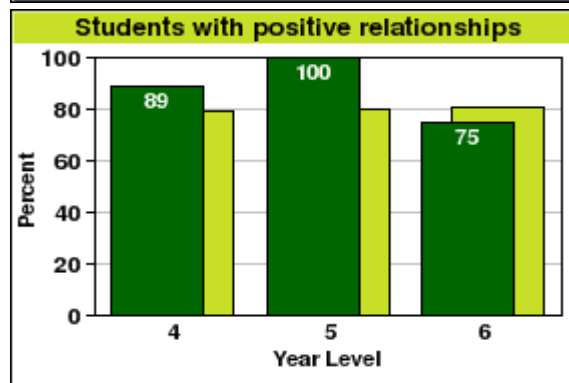
- 75% of students in this school had a high sense of belonging; the TTFM norm for these years is 86%.
- 81% of the girls and 65% of the boys in this school had a high sense of belonging. The TTFM norm for girls is 86% and for boys is 85%.



Students with positive relationships

Students have friends at school they can trust and who encourage them to make positive choices.

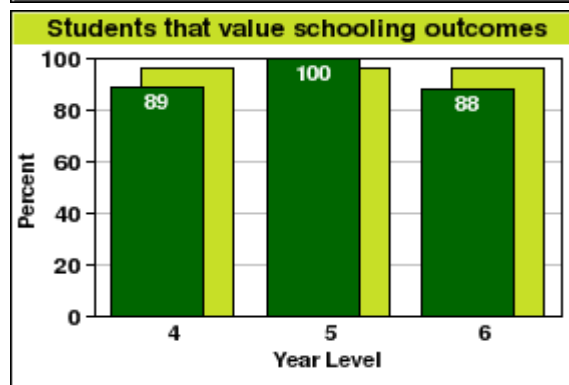
- In this school, 86% of students had positive relationships; the TTFM norm for these years is 80%.
- 89% of the girls and 82% of the boys in this school had positive relationships. The TTFM norm for girls is 84% and for boys is 77%.



Students that value schooling outcomes

Students believe that education will benefit them personally and economically, and will have a strong bearing on their future.

- 91% of students in this school valued School Outcomes; the TTFM norm for these years is 96%.
- 93% of the girls and 88% of the boys in this school valued School Outcomes. The TTFM norm for girls is 97% and for boys is 95%.





Report on Student Outcomes and School Climate

Primary Students Survey (4153)

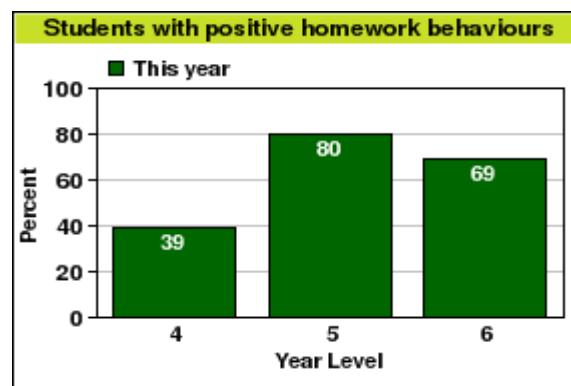
East Hamilton Hill Primary School Highlights

Social-Emotional Outcomes

Students with positive homework behaviours

Students do homework for their classes with a positive attitude and in a timely manner.

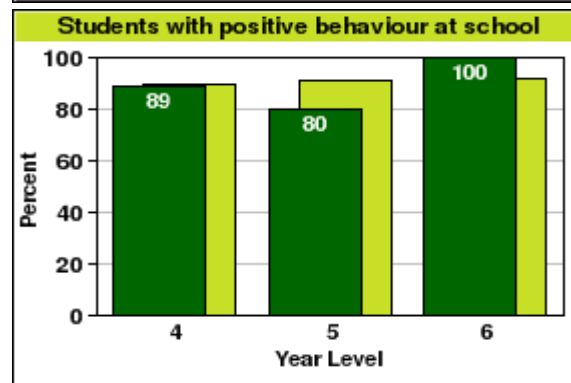
- In this school, 59% of students had positive homework behaviours.
- 63% of the girls and 53% of the boys in this school had positive homework behaviours.



Students with positive behaviour at school

Students that do not get in trouble at school for disruptive or inappropriate behaviour.

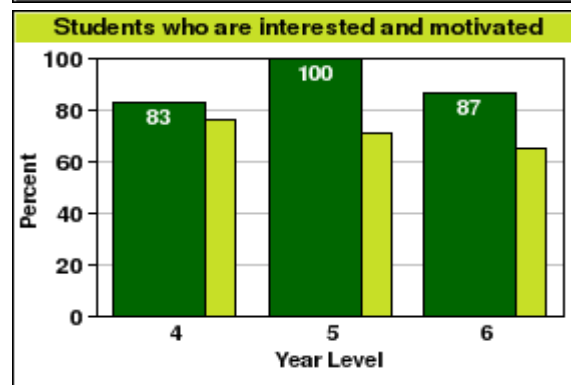
- In this school, 91% of students had positive behaviour; the TTFM norm for these years is 91%.
- 93% of the girls and 88% of the boys in this school with positive student behaviour at school. The TTFM norm for girls is 95% and for boys is 87%.



Students who are interested and motivated

Students are interested and motivated in their learning.

- 88% of students in this school were interested and motivated; the TTFM norm for these years is 71%.
- 92% of the girls and 82% of the boys in this school were interested and motivated. The TTFM norm for girls is 74% and for boys is 68%.





Report on Student Outcomes and School Climate

Primary Students Survey (4153)

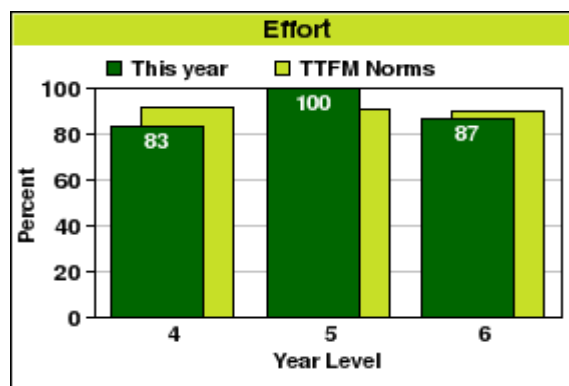
East Hamilton Hill Primary School Highlights

Social-Emotional Outcomes

Effort

Students try hard to succeed in their learning.

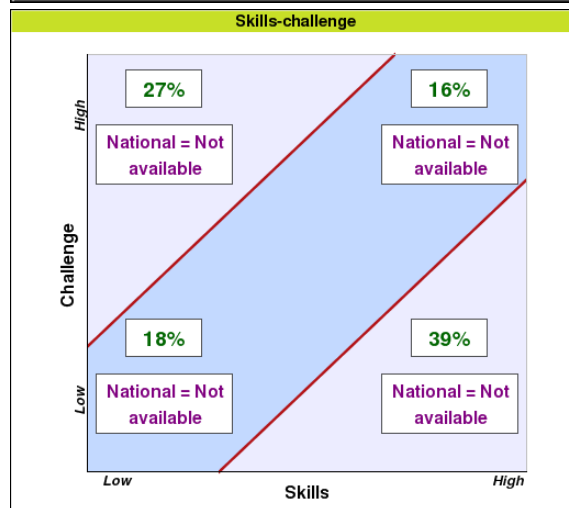
- 88% of students in this school tried hard to succeed; the TTFM norm for these years is 91%.
- 92% of the girls and 82% of the boys in this school tried hard to succeed. The TTFM norm for girls is 93% and for boys is 89%.



Skills-challenge

Students feel challenged in their English, Maths and Science classes and feel confident of their skills in these subjects.

- 16% of students in the school had scores that placed them in the desirable quadrant with high skills and high challenge. The TTFM norm for these years is Not available%.
- 39% of students were confident of their skills but did not find classes challenging. The TTFM norm for these years is Not available%.
- 27% of students were not confident of their skills and found English or Maths challenging. The TTFM norm for this category is Not available%.
- 18% of students lacked confidence in their skills and did not feel they were challenged. The TTFM norm for this category is Not available%.





Report on Student Outcomes and School Climate

Primary Students Survey (4153)

East Hamilton Hill Primary School Highlights

DRIVERS of Student Outcomes

Effective Learning Time

Important concepts are taught well, class time is used efficiently, and homework and evaluations support class objectives.

- In this school, students rated Effective Classroom Learning Time 8 out of 10; the TTFM norm for these years is 8.1.

Relevance

Students find classroom instruction relevant to their everyday lives.

- In this school, students rated Relevance 7.5 out of 10; the TTFM norm for these years is 7.9.

Rigour

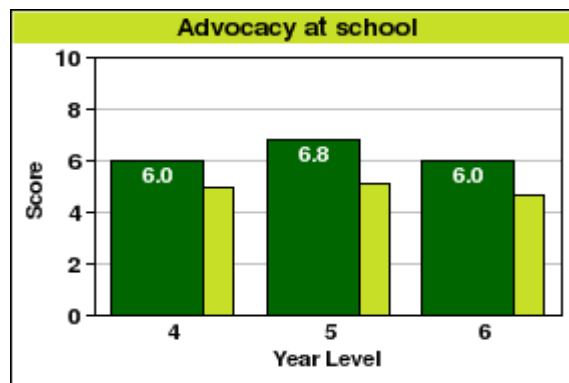
Students find the classroom instruction is well-organised, with a clear purpose, and with immediate and appropriate feedback that helps them learn.

- In this school, students rated Rigour 8.1 out of 10; the TTFM norm for these years is 7.9.

Advocacy at school

Students feel they have someone at school who consistently provides encouragement and can be turned to for advice.

- In this school, students rated Advocacy at School 6.2 out of 10; the TTFM norm for these years is 4.9.
- In this school, Advocacy at School was rated 6.4 out of 10 by girls and 5.9 out of 10 by boys. The TTFM norm for girls is 4.9 and for boys is 5.



Positive teacher-student relations

Students feel teachers are responsive to their needs, and encourage independence with a democratic approach.

- In this school, Positive Teacher-Student Relations were rated 8.1 out of 10; the TTFM norm for these years is 7.9.



Report on Student Outcomes and School Climate Primary Students Survey (4153) East Hamilton Hill Primary School Highlights

DRIVERS of Student Outcomes

Positive Learning Climate

There are clear rules and expectations for classroom behaviour. Students understand these and teachers maintain high expectations that they be followed.

- In this school, students rated Disciplinary Climate of the Classroom 7 out of 10; the TTFM norm for these years is 7.4.

Expectations for success

The school staff emphasises academic skills and hold high expectations for all students to succeed.

- In this school, students rated Teachers' Expectations for Academic Success 8.8 out of 10; the TTFM norm for these years is 8.7.



Report on Student Outcomes and School Climate

Primary Students Survey (4153)

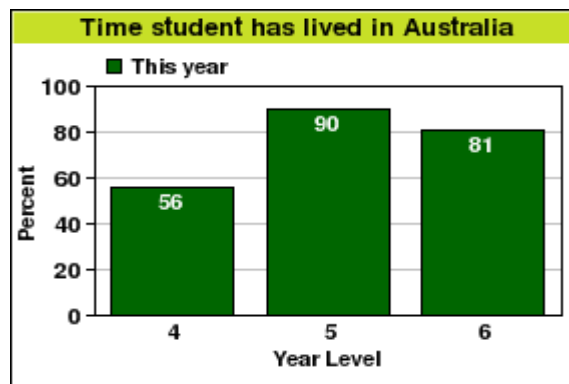
East Hamilton Hill Primary School Highlights

Demographic Factors

Time student has lived in Australia

Students were born in Australia.

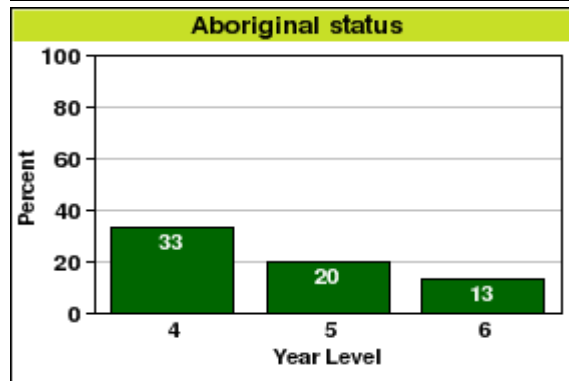
- 73% of students in this school were born in Australia.
- 81% of the girls and 59% of the boys in this school were born in Australia.



Aboriginal status

Students are of Aboriginal or Torres Strait Islander origin.

- 22% of students in this school are of Aboriginal origin.
- 23% of the girls and 20% of the boys in this school are of Aboriginal origin.





Report on Student Outcomes and School Climate

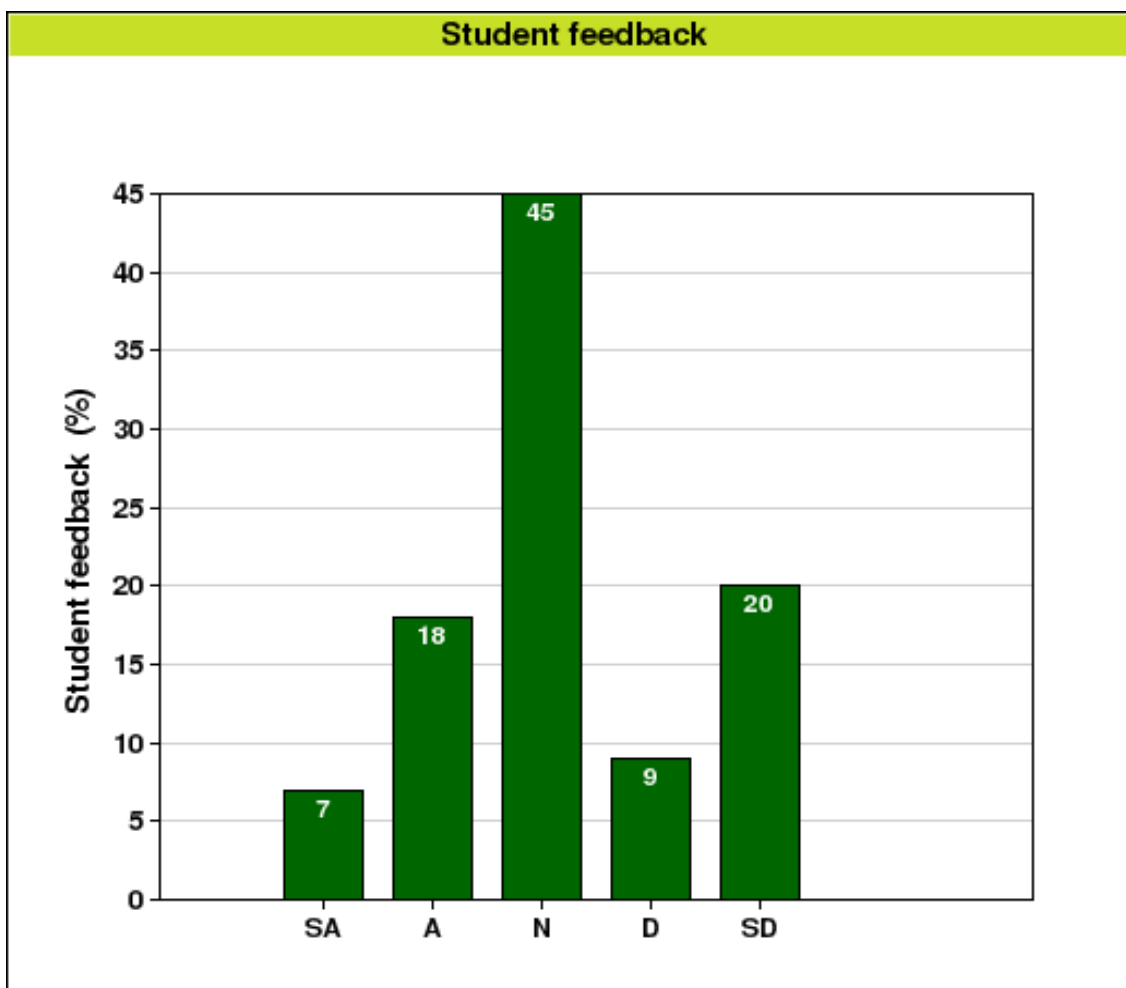
Primary Students Survey (4153)

East Hamilton Hill Primary School Highlights

Multiple Choice Question

Students were asked: "My teachers ask me about their teaching."

- Strongly agree (SA)
- Agree (A)
- Neither agree or disagree (N)
- Disagree (D)
- Strongly disagree (SD)



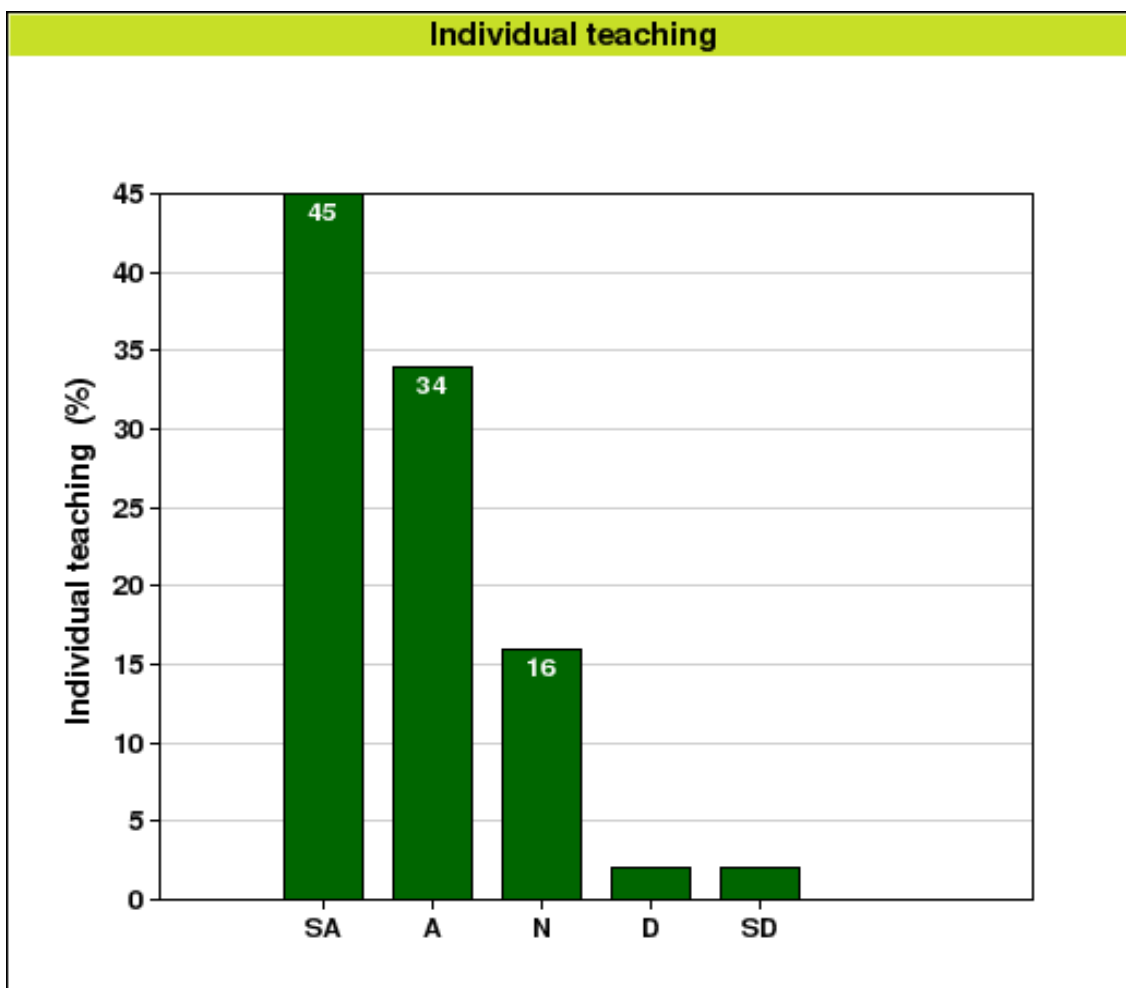


Report on Student Outcomes and School Climate Primary Students Survey (4153) East Hamilton Hill Primary School Highlights

Multiple Choice Question

Students were asked: "Teachers tell me what I need to learn next to get better."

- Strongly agree (SA)
- Agree (A)
- Neither agree or disagree (N)
- Disagree (D)
- Strongly disagree (SD)



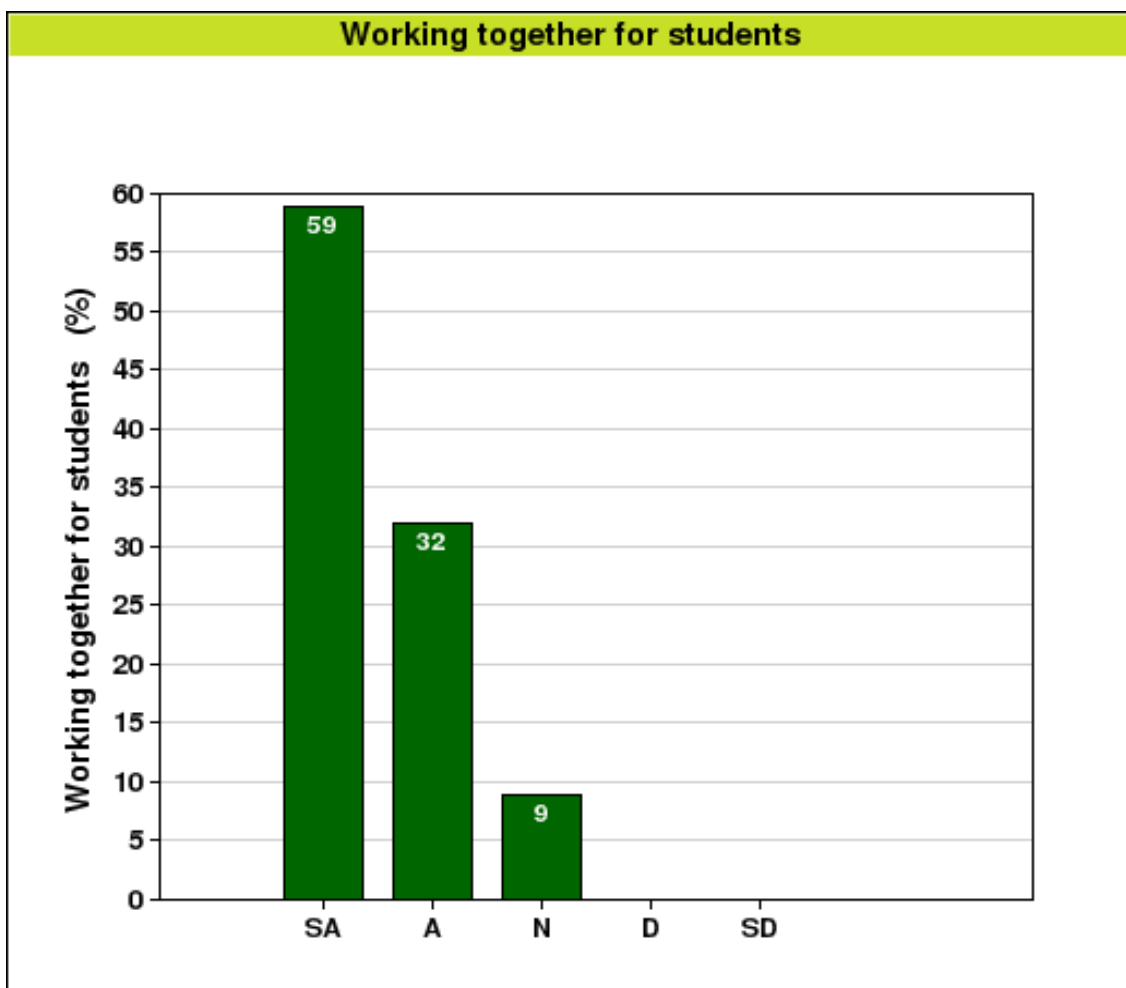


Report on Student Outcomes and School Climate Primary Students Survey (4153) East Hamilton Hill Primary School Highlights

Multiple Choice Question

Students were asked: "Teachers, parents and students at my school work together to achieve the best for students. "

- Strongly agree (SA)
- Agree (A)
- Neither agree or disagree (N)
- Disagree (D)
- Strongly disagree (SD)





Report on Student Outcomes and School Climate

Primary Students Survey (4153)

East Hamilton Hill Primary School Highlights

Multiple Choice Question

Students were asked: "I feel safe coming to school. "

- Always (Alw)
- Often (Of)
- Sometimes (Som)
- Rarely (Rar)
- Never (Nev)

